


~Protect our Beautiful Oceans~

It's important for everyone to keep in mind

The Way to Sort and Take out your Trash



[Table of Contents]

To protect Kyotango's beautiful ocean,

let's use the 4Rs.....P1	Cans and Bottles.....P6
Burnable Trash.....P3	Other Plastics (containers and packaging).....P7
Non-burnable Trash.....P4	Trash to take to a Disposal Center.....P8
Hazardous Waste (Dead batteries, or trash containing mercury and other heavy metals).....P5	Paper.....P9
PET Bottles.....P6	Items the City does not Accept.....P9
	al actions.....P11



The City of Kyotango

Published in 2020 (Official Edition)

Published by: City of Kyotango, Department of Civic Environment, Life Environment Section

Contact: TEL 0772-69-0240 (direct phone)

To protect Kyotango's beautiful oceans, let's use the 4Rs

① Do you know about Kyotango's coastline?

Our city is located in the northernmost point of Kyoto Prefecture and faces the Sea of Japan. Most of the coastline is a part of the San'in Kaigan National Park and the Tango-Amanohashidate-Ōeyama Quasi-National Park. Many visitors come to visit our city's beaches such as Kotohikihama and the eight-kilometer-long beach from Shōtenkyō to Hamazume.

However, large amounts of trash drift ashore on every beach; Only with the cooperation of locals and volunteers are we able to clean up using heavy machinery.



In 2019, approximately 250 tons of flotsam were collected.

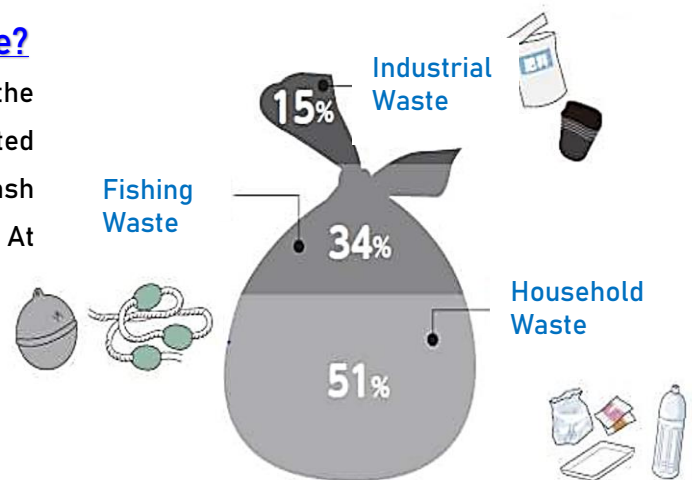
※*the amount collected according to the Promotion of Regional Measures Against Articles that Drift Ashore Project



② What kind of trash mostly drifts ashore?

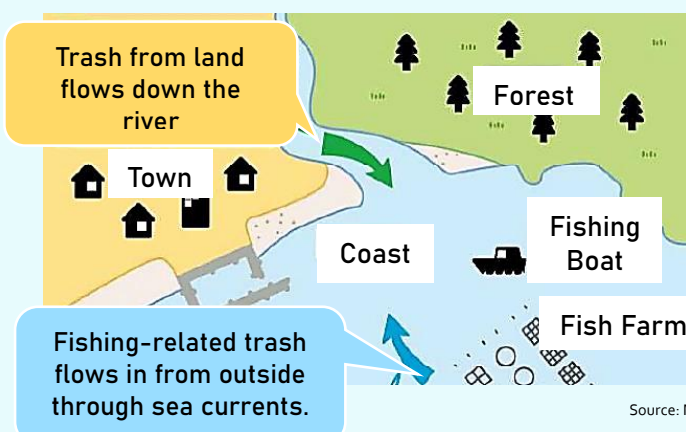
According to a survey conducted by the Ministry of the Environment in 2018 which monitored trash that drifted ashore, at all of the surveyed locations, most of the trash was manufactured waste like PET bottles and plastics. At 7 of the 10 locations, the percentage surpassed 90%.

Within the flotsam, much of the trash comes from stuff we use every day.



Source: Ministry of the Environment, Administrative Review Committee Report on Surveying Models to Reduce Domestic Drifting Trash (March 2009, March 2011)

③ Where does the trash come from?



When you litter on the roadside, the trash is carried away by rain or wind, washed down the river, and washes up on the coast.

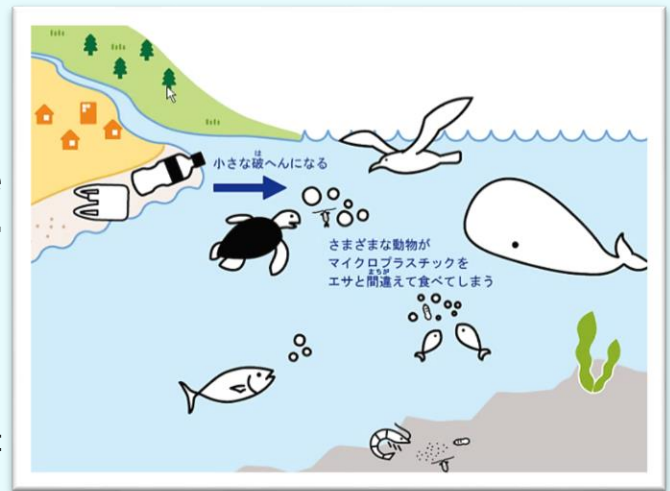
Trash also sinks down to the bottom of the sea.

Source: Ministry of the Environment, Teaching Material About Ocean Trash (Elementary/Junior High School)

④ What kinds of issues come from flotsam?

Trash that ends up in the ocean...

- 1) Affects marine life
Animals mistake trash as food and consume plastic which gets stuck in their bodies. Soon, they become unable to move.
- 2) Affects the scenery
Trash spoils the beautiful scenery.
- 3) Affects everyday safety
Around the beach, there is a risk of being hurt by broken glass.
- 4) Affects the fishing industry
Trash can get caught up in and damage fishing nets, and also can get in the way of boats in the water.
- 5) Affects the local residents and governments
Collecting and disposing the trash takes a great amount of effort and money.



“Microplastics”? What are those?!

Microplastics are small plastics less than 5mm in size and are created from plastic washed out to sea and broken down by waves and UV light. Fish mistake the plastic for food. When humans eat these fish, the microplastics can affect the human body.

⑤ What can we do to protect Kyotango's ocean?

Action ① Minimize our trash using the 4Rs!

Refuse



- Use your own bag
 - Ask for simpler packaging
- ~Think about what you need before you buy~

Reduce



- Buy only what you need and how much you need
 - Use refillable products
- ~Reduce your trash by changing a single decision~

Recycle



- Follow the rules and sort properly so your trash can be used again
- Choose recyclable products

4R

Reuse



- Use your local recycle shop
- If it's broken, fix it so you can use it again

Action ② Bring our trash back home every time we go out!

Action ③ Participate in local clean-ups!

To protect Kyotango's beautiful ocean,
there are many things we can do.
Rethink your everyday actions little by little,
and make an effort to lessen your trash!!



It's also important
to pick up trash
along roads and
rivers, not only on
the beaches.

Burnable Trash

Collected twice a week at the Burnable Trash station

Please take your trash out to the station **by 8AM** on collection day.

- * Please use the specified bag (burnable trash bag).
- * Please tie the bag tightly so that the trash does not spill everywhere
- * Never put empty cans, bottles, spray cans, or batteries with the burnable trash.



Big 45ℓ ¥450
Small 30ℓ ¥300
Mini 20ℓ ¥200
(10 bags each)



Kitchen Waste

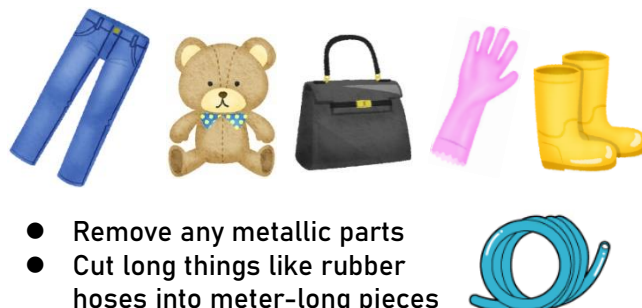
Cooking scraps, shells, fruit peels, ice packs, dessicants, etc.

- Use a triangular sink strainer. Make sure to drain it thoroughly.
- For safe collection, wrap sharp things like bamboo skewers in newspaper before putting out the trash.



Clothes, Shoes, Rubber

Clothing, purses, shoes, boots, belt, soft toys, etc.



- Remove any metallic parts
- Cut long things like rubber hoses into meter-long pieces

Garden Waste

Cut flowers, fallen leaves, cuttings, grass clippings, lumber, etc.



- Thoroughly remove any soil
- Cut to length so it fits in the bag

Paper

Used tissues, diapers, cigarette butts, etc.



- Please remove fecal matter from diapers as best as you can

Other


Dirty plastic, aluminum foil, etc



- Trash that is very dirty goes in Burnable Trash
- Plastic that is rinsed clean goes in Other Plastics.

Promote the 4Rs!

Newspapers, magazines, cardboard, cartons, scrap paper



Don't just throw paper away with the burnables. Let's separate and take it to used paper collection stations!

Used Cooking Oil (Tempura Oil)

NPO Eco Net Tango (TEL 090-3940-3855) is renewing used cooking oil as biodiesel. Please put the oil in sealable containers like PET bottles and drop them off at marked boxes set up at Kyotango Ōmiya Station, Yūhigaura Kitsu Onsen Station, and Shōtenkyō Station.



Non-Burnable Trash

Collected once a month at the Non-Burnable Trash station

Please take your trash out to the station by 8AM on collection day.

- * Please use the specified bag (non-burnable trash bag).
- * Please tie the bag tightly so that the trash does not spill everywhere

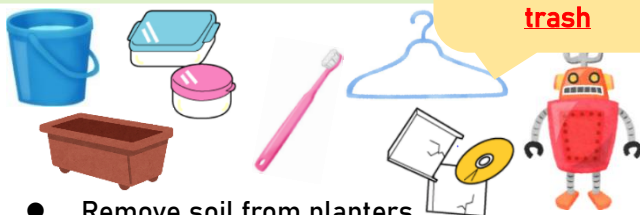
Ceramics & Glass

Bowls, plates, cups, drinking glasses, vases, plant pots, mirrors, makeup bottles, and other glass bottles used for other than food/drink



- For safe collection, wrap any broken items in newspaper

Hard Plastic Items



- Remove soil from planters

Hangers from the dry cleaner are **non-burnable trash**

Small House Appliances



※Remove batteries


For recycling, please put used small house appliances in the collection box located at each Citizen's Bureau and local community center. (slot dimensions: 60cm x 25cm, depth 60cm) [Free]

How to empty the gas from a lighter

- 1) Check if there is any source of fire in your surrounding area
- 2) Press the lever.
- 3) Secure the lever with a rubber band or tape.
- 4) Listen for the sound of escaping gas.
- 5) Set the lighter aside in a room with no risk of fire and good ventilation for a half a day to one whole day.

(Source: The Japan Smoking Articles Corporate Association's homepage)

- 6) To check if the lighter is empty, try to light the lighter.
- 7) If a fire is not ignited, the gas has been released in full.



Small(30ℓ)

不燃(燃やさない)ごみ収集袋
(Non burnable garbage) (1-10ℓ用) (30ℓ用)

地区名

氏名

【不燃ごみの種類】

【不燃ごみの出し方】

※ごみの減量に努めましょう※
京丹後市
お問い合わせ先: 京丹後市環境衛生課 電話 0772-63-6261

Big(45ℓ)

不燃(燃やさない)ごみ収集袋
(Non burnable garbage) (10-30ℓ用) (45ℓ用)

地区名

氏名

【不燃ごみの種類】

【不燃ごみの出し方】

※ごみの減量に努めましょう※
京丹後市
お問い合わせ先: 京丹後市環境衛生課 電話 0772-63-6261

Big 45ℓ ¥450
Small 30ℓ ¥300
(10 bags each)

Metals

Pots, kettles, fry pans, cooking knives, scissors, shaving razors, spray paint cans, etc.



- For safe collection, wrap sharp items like knives and scissors in newspaper.
- For spray paint cans, **release the remaining content and then puncture a hole** in the canister. (Other kinds of spray cans and gas canisters go into the recyclables)

For the sake of recycling, please bring metallic cooking tools (pots, kettles, fry pans, etc.) to the final disposal site directly as often as you can. [Fee required]

Others

- Incandescent Lightbulbs, LED lightbulbs, glow switch starters
- カイロ
- For lighters, use up the contents and then empty the gas.

Hazardous Waste

(Empty batteries, Items containing mercury)

Collected once a month at Hazardous Waste stations

Please take out your trash to the station **by 8AM** on collection day.

- * Please put the waste in the special collection bin at the station to prevent breakage.
- * Do not put in in the burnable nor non-burnable trash.
- * Incandescent lightbulbs, LED lightbulbs, glow switch starters (glow bulbs) go in the non-burnable trash.



Manganese batteries, alkaline batteries, watch batteries, lithium primary batteries

Fluorescent bulbs
(circular, rod-shaped, bulb)



Thermometers/Blood-pressure monitors containing mercury

Small rechargeable batteries (nickel-cadmium batteries, nickel metal hydride batteries, lithium ion batteries) can be recycled at participating electronics stores and supermarkets.

(Refer to the symbols below)



Ni-Cd
ニカド電池



Ni-MH
ニッケル水素電池



Li-ion
リチウムイオン電池

When disposing of spray cans and batteries:

When unemptied and unpunctured aerosol cans and batteries end up with burnable and/or non-burnable trash, they can cause fires in the collection truck, incineration sites, and landfills. Do not mix them in with other kinds of trash.



(From the Fire Museum's homepage)

PET Bottles

Collected twice a month at the Recyclables station

Please take out the recyclables to the station **by 8AM** on collection day.

- * Please gently rinse and put the bottles in the specified receptacle at the station.



PET bottles which have the mark on the left
(juice bottles, alcohol bottles, and seasoning)



- ① Remove the cap
(Cap → Other plastics)



- ② Gently rinse



Don't take off the label



Don't flatten the bottle



- ※Remove caps for soy sauce and alcohol and put it in other plastics
- ※Please dispose of plastic parts that cannot be removed with the bottle.

Empty Cans

Collected twice a month at the Recyclables station

Please take your recyclables to the station by 8AM on collection day.

- * Gently rinse and put it into the specified receptacle at the station. (Aluminum cans and steel cans don't need to be separated)



Aluminum cans with the mark on the left used for coffee, juice, beer and other food/drink



Steel cans with the mark on the left used for coffee, juice, powdered milk and other food/drink



※Metal caps for jam jars, supplement drinks, and canned foods go with Empty Cans



Aerosol Canisters
Spray cans excluding spray paint (hairspray, antiperspirant, bugkillers)

Notice: Please be sure to empty all of the gas with the gas removal cap and puncture a hole after use. (*When emptying the gas and puncturing the hole, make sure to do it in a well-ventilated room away from any source of fire.)

Make sure to empty the contents and puncture a hole in the canister!

Empty Bottles

Collected twice a month at the Recyclables station

Please make sure to bring your recyclables to station by 8AM on collection day.

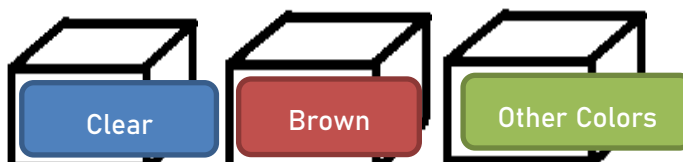
- * Please rinse and put the bottles in the specified receptacle at the station.

Bottles and jars used for juice, beer, alcohol, seasonings, jams, and preserves.

Sort the bottles by color



※If it has a little bit of color, place it in Other Colors



Notice) Return beer bottles, 1800ml sake bottles, and milk bottles back to store to reuse.

Notice) Makeup containers, bowls, plates, and glass go with the non-burnable garbage.



Other Plastics

Collected twice a month at the Recyclables station

Please bring out your plastics to the Recyclable station by 8AM on collection day.

* Please gently rinse and put it into the specified receptacle at the station.

Other plastics are...



Plastic packaging or containers used for products with the mark on the left which have become waste.

Bottles

Bottles for shampoo, conditioner, cleaning products, etc.



※Separate the cap and the bottle

Trays/Packs

Trays used for meat, fish, or eggs, tofu containers, etc.



Hard-to-remove stickers or objects can be disposed with the plastic.

Cups

Cup noodles, Pudding cups, Jelly cups, etc.

※Paper containers go into burnable trash



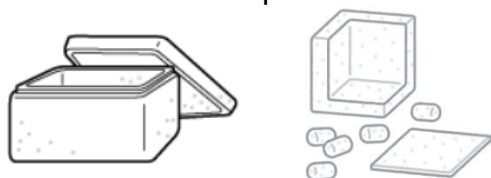
Bags

Plastic wrapping for snacks, bread, or produce, grocery bags, etc.



Styrofoam

Don't break it down. Dispose as is.



Others

Packing material (bubble wrap)



PET bottle caps ※Packing cords (PP Bands)



→With the burnable trash



① Packaging that has food on it goes with the burnable trash



Toothpaste, wasabi tubes, natto packs, ramen packaging, etc.

② Merchandise that is made entirely of plastic goes with non-burnable trash



Buckets, tupperware, hangers, toothbrushes, etc.

③ We will not accept medical waste like plastic droppers or plastic syringes (Please dispose at hospitals or pharmacies)



CAUTION

Waste to take to a Disposal Center

In the case you have a large amount of trash when moving or you have trash that does not fit in the specified garbage bag, please abide by the rules and take your trash directly to a disposal center.


Rule: Do your best to separate your item by material if it is made of multiple materials before bringing it to the center.

Burnable Bulky Trash




Tatami and Demolition Waste (Items from remodeling will not be accepted)

If you'd like to dispose tatami (if more than 5 mats) and demolition scraps (if more than one Kei truck full), please call the Mineyama Clean Center (TEL 0772-62-4626) ahead of time to check if you can dispose of it.



Wooden Furniture, Lumber, Mattresses, Sofas

Please remove any metal fixtures, glass, or springs before disposal. (Size limit: under 1m in length, 20cm in width. If any bigger, break it down to the accepted size.)



Location	Mineyama Clean Center (Mineyama-cho Naiki 908)
Telephone Number	0772-62-4626
Open Hours	Mon~Sat *Open on holidays (Closed from 12/31~1/3) 9:00AM~4:30PM
Disposal Fee	¥220 for under 20kg (+¥110 for every additional 10kg)

Non-burnable Bulky Trash

- ✗empty the contents of kerosene or oil cans
- ✗remove any batteries



Locations	Open Hours (9AM~4:30PM) (closed on holidays and 12/31~1/3)							Telephone Number
	M	T	W	Th	F	S	Su	
Mineyama Final Disposal Site (Mineyama-cho Naiki 800)		○		○			Wk 4	0772-62-3336
Omiya Final Disposal Site (Omiya-cho Misaka 5-1)	○		○		○		Wk 1	0772-64-4866
Amino Final Disposal Site (Amino-cho Mitsu 378-1)		○	○		○		Wk 3	0772-72-4755
Kumihama Final Disposal site (Kumihama-cho 98-1)	○			○		○	Wk 2/5	0772-82-0846
Disposal Fee: ¥220 for under 20kg (+¥110 for every additional 10kg)								

Paper

Drop off to paper collection services at community workshops for disabled persons (*sagyōsho*) and PTAs

Remove any metallic parts and tie each kind of paper by group with a string before taking it out.




Newspapers/
Flyers



Magazines



Cardboard



Cartons



Look for this icon

Scrap Paper

Miscellaneous paper that is recyclable, but isn't a newspaper, flyer, magazine, cardboard, or carton and otherwise would be thrown away.

Ex.

Items you can throw out

- Tissue boxes (plastic is burnable trash)
- Snack/food boxes
- Wrapping paper/paper bags
- Calendars (Metallic parts are non-burnable trash)
- Pamphlets/Catalogs
- Envelopes/Postcards
- Cellophane wrap/Aluminum foil boxes and rolls
- Memo pads
- Paper file folders, etc.



Items you can't throw out

- Used tissues
- Water-resistant paper (paper cups, paper yogurt containers)
- Heat-sensitive paper (fax paper, receipts)
- Carbon paper
- Photos
- Foil-lined paper
- Pressure bonded postcards, etc.



- ① Use the paper collection service.
※at community workshops, districts, and PTAs
- ② Bring to a private paper collection site.

Place all
items in a
paper
bag.

Burnable Trash

Items the City does not Accept

Items that are difficult to dispose of

Tires/wheels, waste oil/agricultural chemicals, fire-proof safes, pianos, propane canisters, car batteries, water heaters (can accept up to No.5), medical waste, etc.

The following items will not be accepted by the city, so please consult with the store or your suppliers.



Home Appliance Recycling Law

The following items need to be disposed of according to the Home Appliance Recycling Law.

Target Items



Refrigerators/
Freezers



Washer/Dryer
machines



TVs (LCD, cathode-ray tube,
plasma)



Air Conditioners
(including external
AC units)

Disposal

- ① Give it back to the store you bought the appliance from.
- ② Attach a House Appliance Recycling Ticket and bring the item to the location specified by the manufacturer.

- * The House Appliance Recycling Ticket will be issued by the center after paying the recycling fee through bank transfer. Please note, the Post Office will charge a processing fee for the transfer. Check with the Post Office for their rates.
- * The fee to recycle your appliance will depend on the manufacturer. Please contact the House Appliance Recycle Ticket Center for details.

House Appliance Recycle Ticket Center

☎ 0120-319-640

Receiving Hours: 9AM-6PM (closed on
Sundays and holidays)

Homepage: <https://www.rkc.aeha.or.jp/>

Fire Extinguishers

Japan Fire Extinguisher Manufacturing Association is cooperating with retailers to recycle the fire extinguishers in your home.

Fire Extinguisher Recycling Promotion Center

☎ 03-5829-6773

Receiving Hours: 9AM – noon/ 1PM – 5PM

(Closed on weekends and holidays)

Homepage: <https://www.ferpc.jp/>



Motorbikes

Automobile Recycling Promotion Center

☎ 050-3000-0727

Receiving Hours: 9:30AM – 5PM (Closed
on weekends and holidays)

Homepage: <https://www.jarc.or.jp/>



Recycling Computers

Target Items



Laptops
Desktop Computers
Monitors (Cathode-ray
tube, LCD)



- * Computers purchased in September 2003 or earlier will require a recycling fee.
- * Computers bought after October 2003 which have the PC Recycle mark (left) include the recycling fee in the retail price.

Household computers will be collected and recycled according to the Act on the Promotion of Effective Utilization of Resources by the manufacturer.

Manufactured
computer

Self-assembled
Computer/Imported Computer

Please sign up for the PC
Recycle Reception Service
for the corresponding
manufacturer.

PC3R Promotion Association

☎ 03-5282-7685

Receiving Hours: 9AM-noon, 1PM-5PM
(Closed on weekends and holidays)

Homepage: <http://www.pc3r.jp/>

Illegal Actions

Illegal Dumping

Illegal Dumping is a crime.

- **You will be punished for dumping garbage!**

For reckless dumping,

Individuals will be sentenced up to 5 years in prison, or fined up to a 10 million yen.

Companies will be fined up to 300 million yen.

(Articles 25 and 32 from the Waste Management and Public Cleansing Law)



- **Let's bring back and dispose of our own trash!**

Our beautiful scenery and natural surroundings are destroyed by people who litter without a thought. Of course, tossing empty cans and bottles or cigarettes are also considered illegal dumping. Let's bring back and dispose of our trash at home!

Field Fires

Field Fires are not allowed.

Lighting fires in a pit in the ground, drum cans, cinderblock pits, or furnaces are not allowed by principle because they are a nuisance to others nearby and release harmful chemicals such as dioxins. Please dispose of your trash properly in the specified bags at the trash station or carry your trash to the disposal center. Do not burn trash at your house or in a field.

For illegal field fires,

Individuals can be sentenced to up to 5 years in prison, or fined up to 10 million yen.

Companies can be fined up to 300 million yen.

(Articles 25 and 32 from the Waste Management and Public Cleansing Law)



Exceptions

1. Open-air fires, or small fires for normal, everyday activities (leaf bonfires, lumber fires, campfires)
2. Necessary fires for agriculture or forestry (i.e. burning rice straw or the grasses alongside agricultural fields)
3. Necessary fires for carrying out traditions and customs, as well as religious events (Dondoyaki, burning bamboo door decorations or *shimenawa*)

Caution: Please do not burn fires close to homes or on windy days, even if it is an exception. Also, please be cautious of the wind's direction and time of day, keep a bucket of water near you, and do not leave your fire unsupervised.