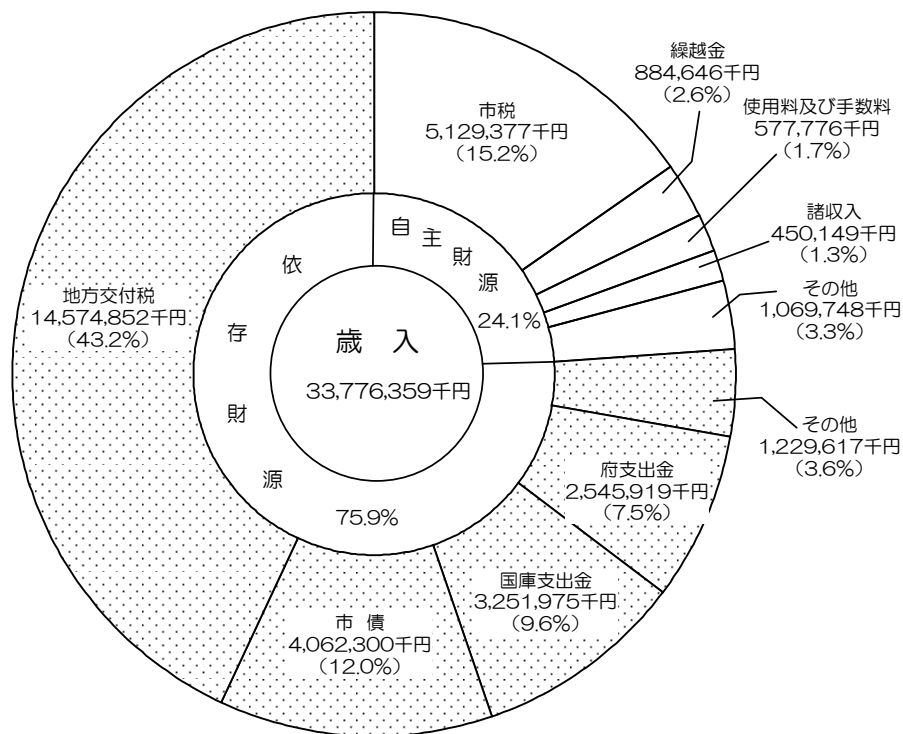
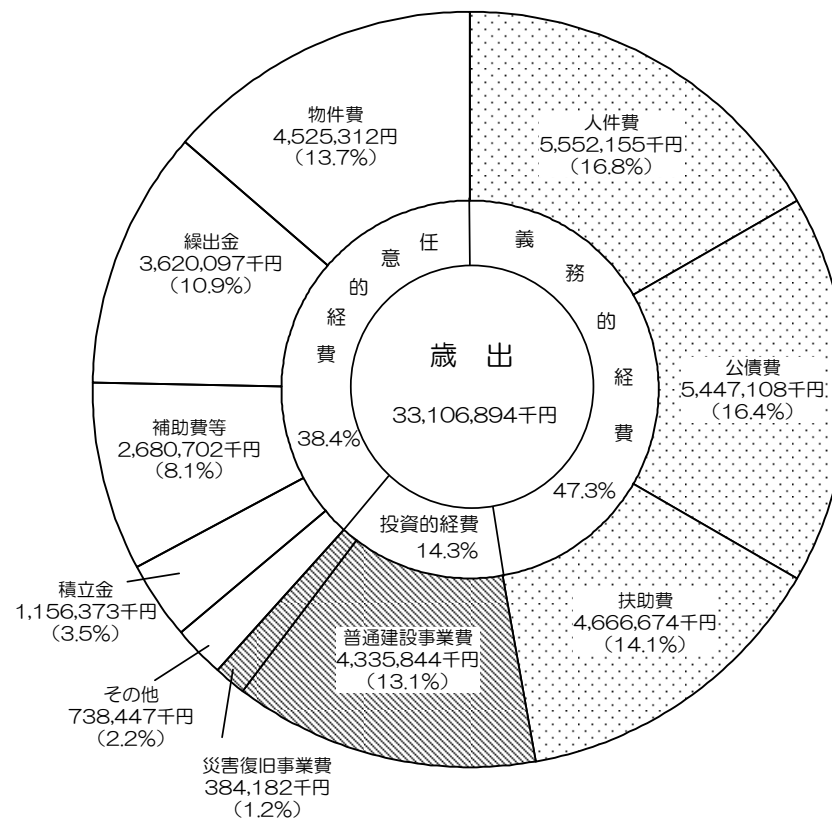


■グラフで見る一般会計決算

<歳入>

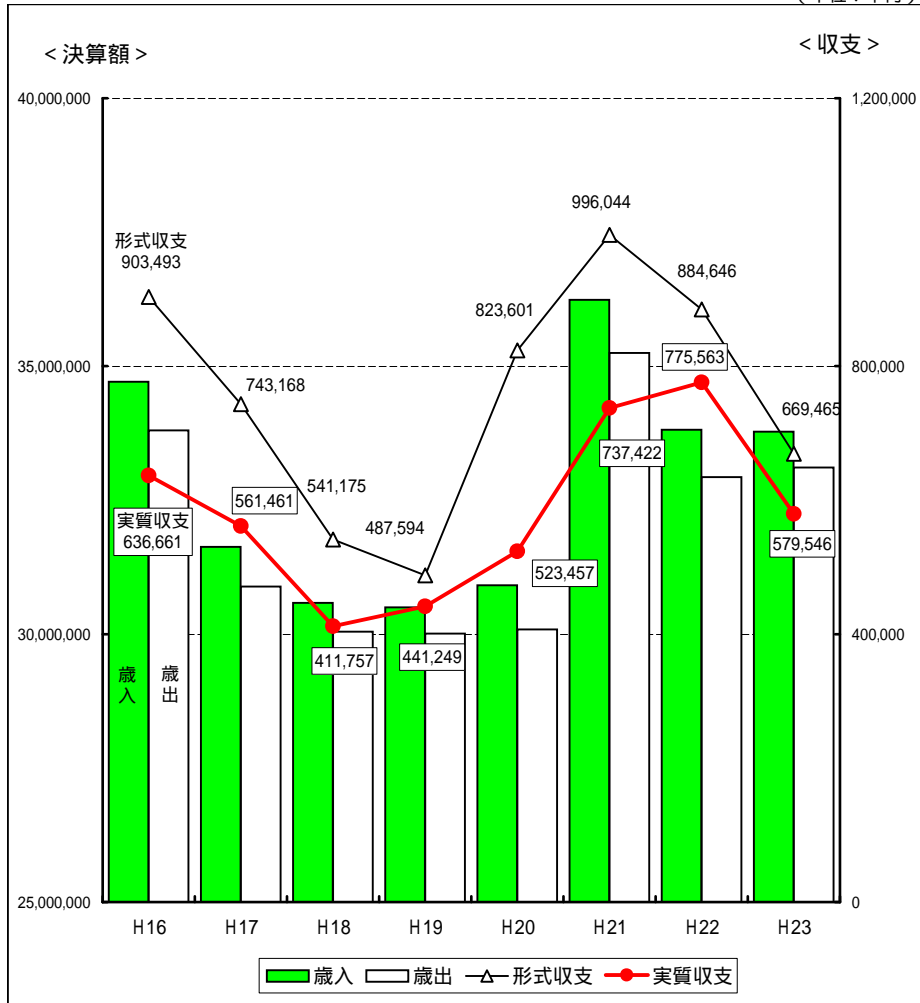


<性質別歳出>



年度別 歳入歳出決算額等の推移

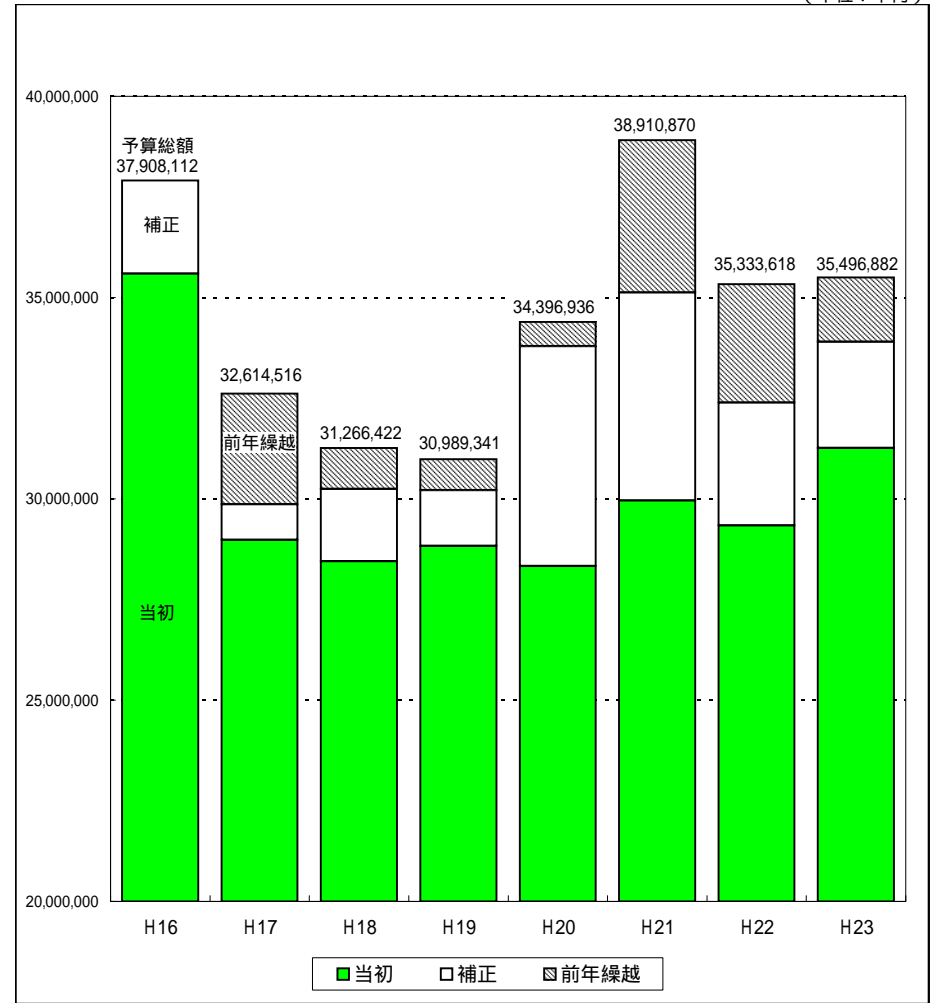
(単位:千円)



	H16	H17	H18	H19	H20	H21	H22	H23
歳入	34,706,772	31,629,489	30,584,279	30,500,270	30,911,077	36,240,102	33,812,538	33,776,359
歳出	33,803,279	30,886,321	30,043,104	30,012,676	30,087,476	35,244,058	32,927,892	33,106,894
形式収支	903,493	743,168	541,175	487,594	823,601	996,044	884,646	669,465
実質収支	636,661	561,461	411,757	441,249	523,457	737,422	775,563	579,546

年度別 予算額の推移

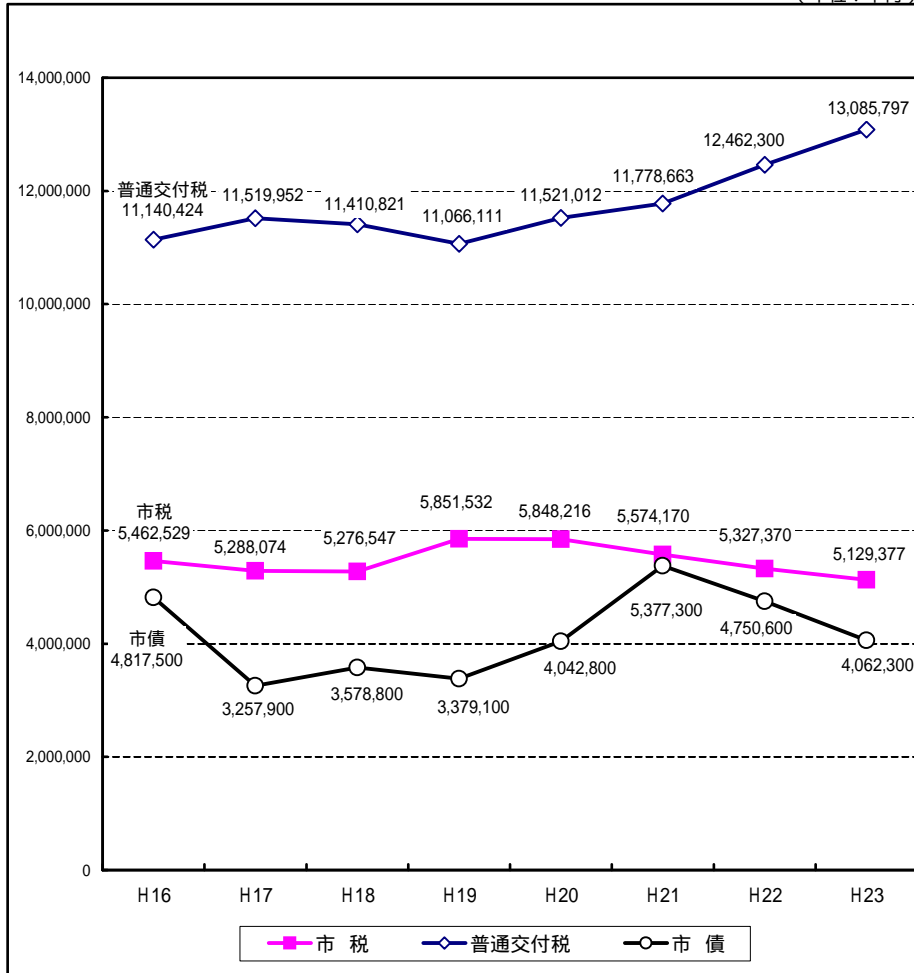
(単位:千円)



	H16	H17	H18	H19	H20	H21	H22	H23
当初	35,600,000	28,980,000	28,450,000	28,830,000	28,330,000	29,960,000	29,340,000	31,265,000
補正	2,308,112	880,976	1,793,770	1,381,554	5,463,709	5,167,706	3,055,371	2,634,545
前年繰越	-	2,753,540	1,022,652	777,787	603,227	3,783,164	2,938,247	1,597,337
計	37,908,112	32,614,516	31,266,422	30,989,341	34,396,936	38,910,870	35,333,618	35,496,882

年度別 主な収入の推移

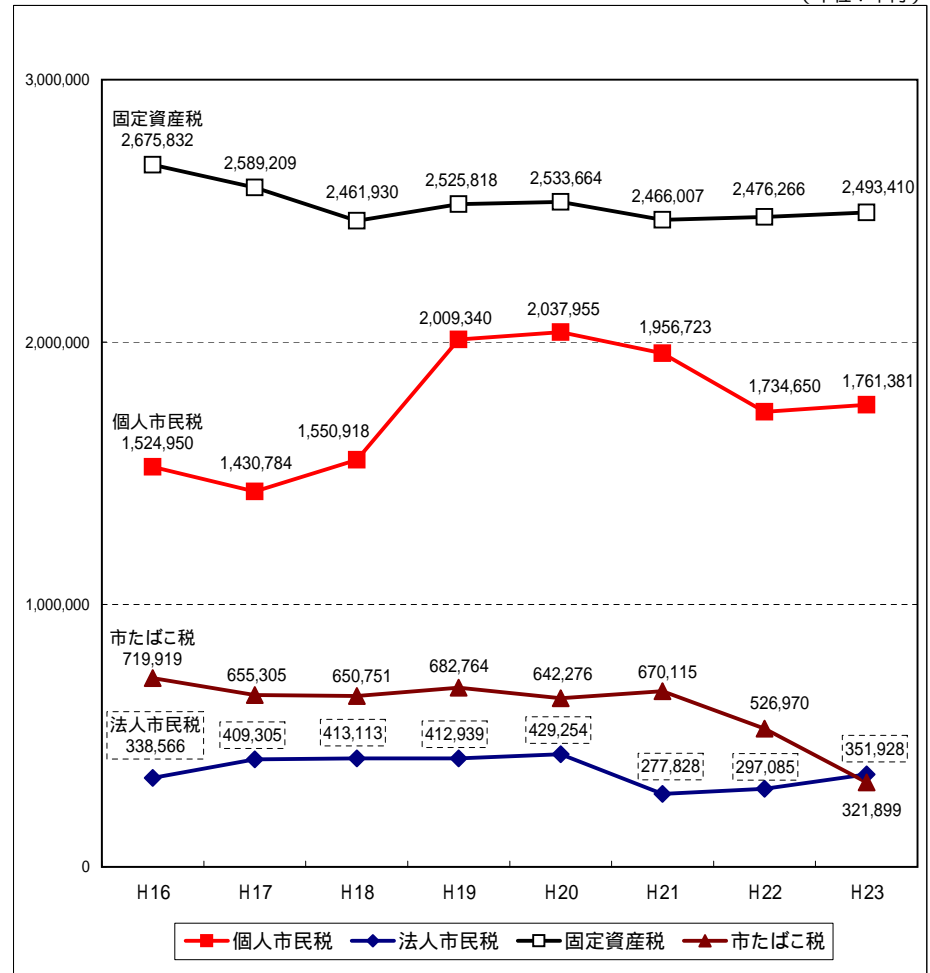
(単位：千円)



	H16	H17	H18	H19	H20	H21	H22	H23
市税	5,462,529	5,288,074	5,276,547	5,851,532	5,848,216	5,574,170	5,327,370	5,129,377
普通交付税	11,140,424	11,519,952	11,410,821	11,066,111	11,521,012	11,778,663	12,462,300	13,085,797
市債	4,817,500	3,257,900	3,578,800	3,379,100	4,042,800	5,377,300	4,750,600	4,062,300

年度別 主な市税収入の推移

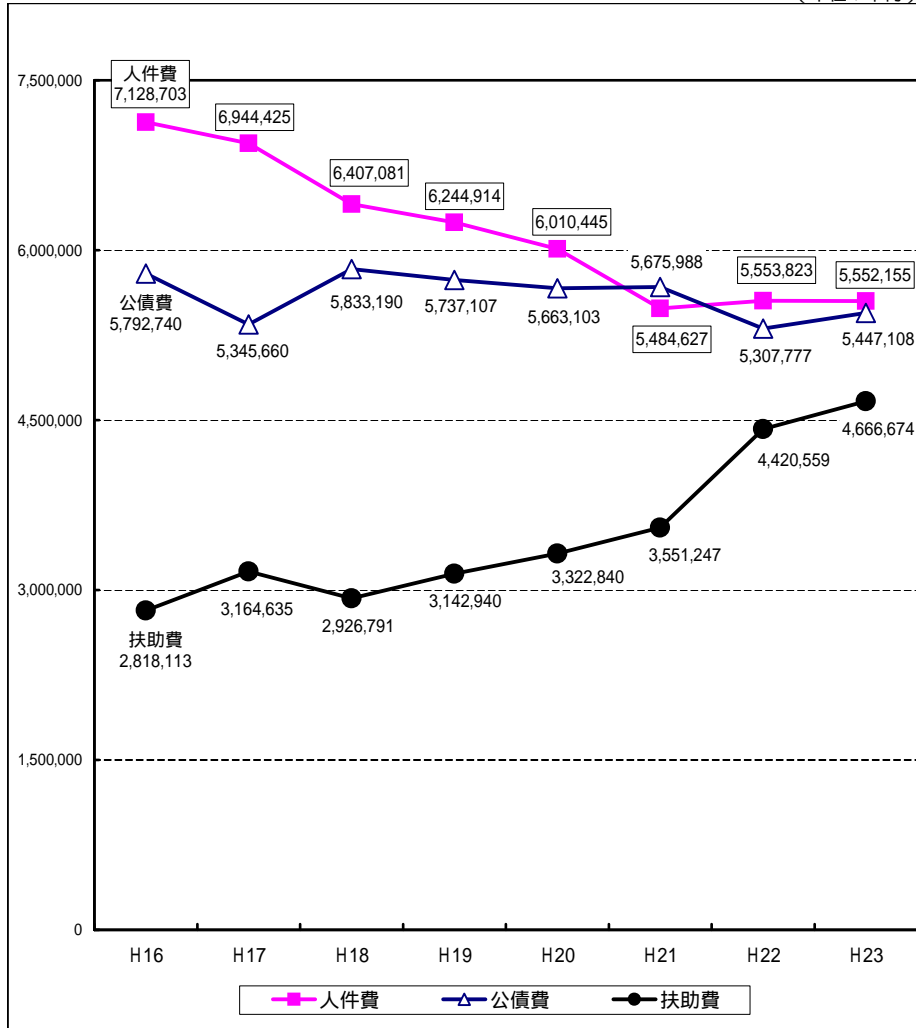
(単位：千円)



	H16	H17	H18	H19	H20	H21	H22	H23
個人市民税	1,524,950	1,430,784	1,550,918	2,009,340	2,037,955	1,956,723	1,734,650	1,761,381
法人市民税	338,566	409,305	413,113	412,939	429,254	277,828	297,085	351,928
固定資産税	2,675,832	2,589,209	2,461,930	2,525,818	2,533,664	2,466,007	2,476,266	2,493,410
市たばこ税	719,919	655,305	650,751	682,764	642,276	670,115	526,970	321,899

年度別 義務的経費の推移

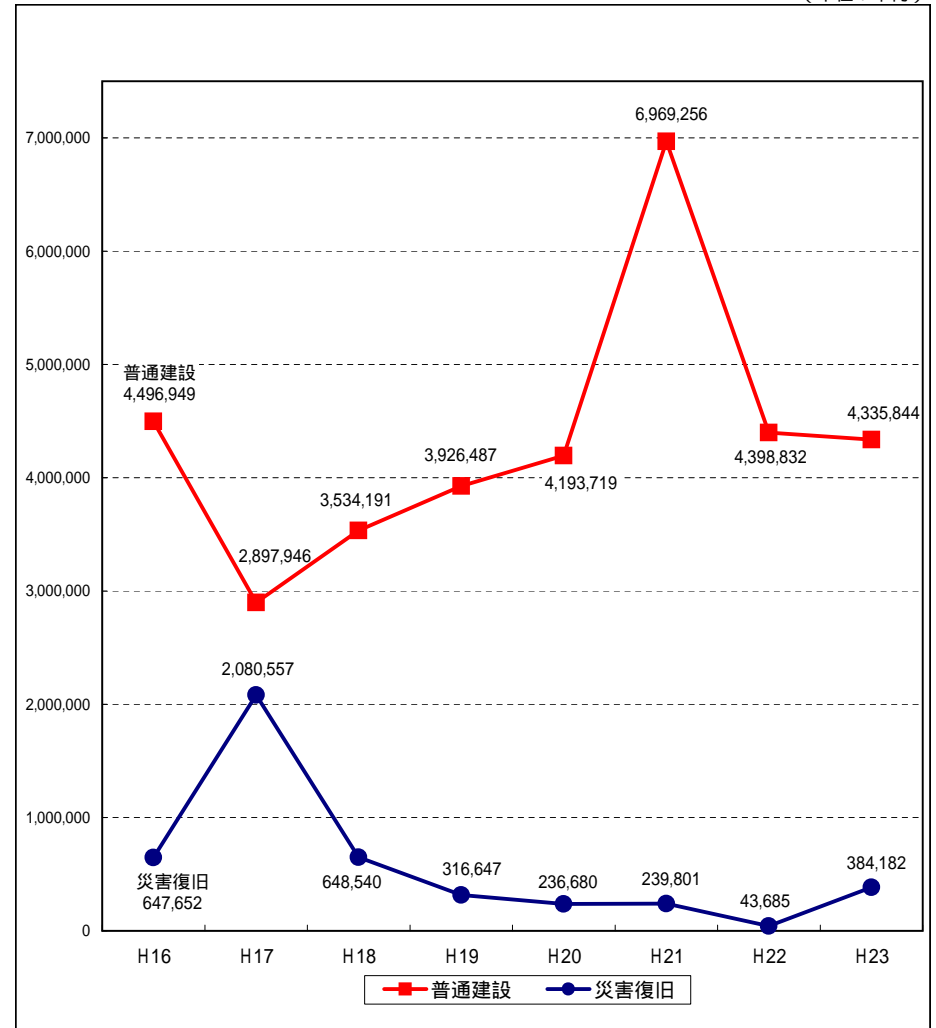
(単位：千円)



	H16	H17	H18	H19	H20	H21	H22	H23
人件費	7,128,703	6,944,425	6,407,081	6,244,914	6,010,445	5,484,627	5,553,823	5,552,155
公債費	5,792,740	5,345,660	5,833,190	5,737,107	5,663,103	5,675,988	5,307,777	5,447,108
扶助費	2,818,113	3,164,635	2,926,791	3,142,940	3,322,840	3,551,247	4,420,559	4,666,674
計	15,739,556	15,454,720	15,167,062	15,124,961	14,996,388	14,711,862	15,282,159	15,665,937

年度別 投資的経費の推移

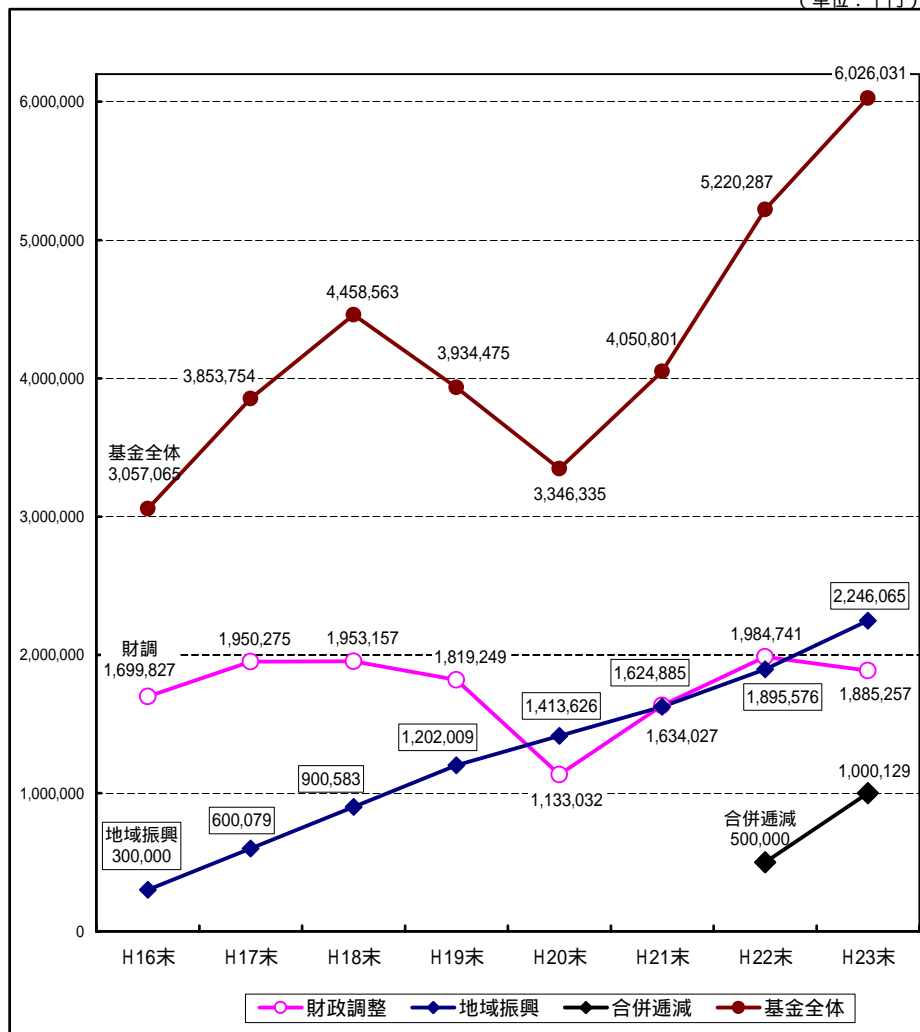
(単位：千円)



	H16	H17	H18	H19	H20	H21	H22	H23
普通建設	4,496,949	2,897,946	3,534,191	3,926,487	4,193,719	6,969,256	4,398,832	4,335,844
災害復旧	647,652	2,080,557	648,540	316,647	236,680	239,801	43,685	384,182
計	5,144,601	4,978,503	4,182,731	4,243,134	4,430,399	7,209,057	4,442,517	4,720,026

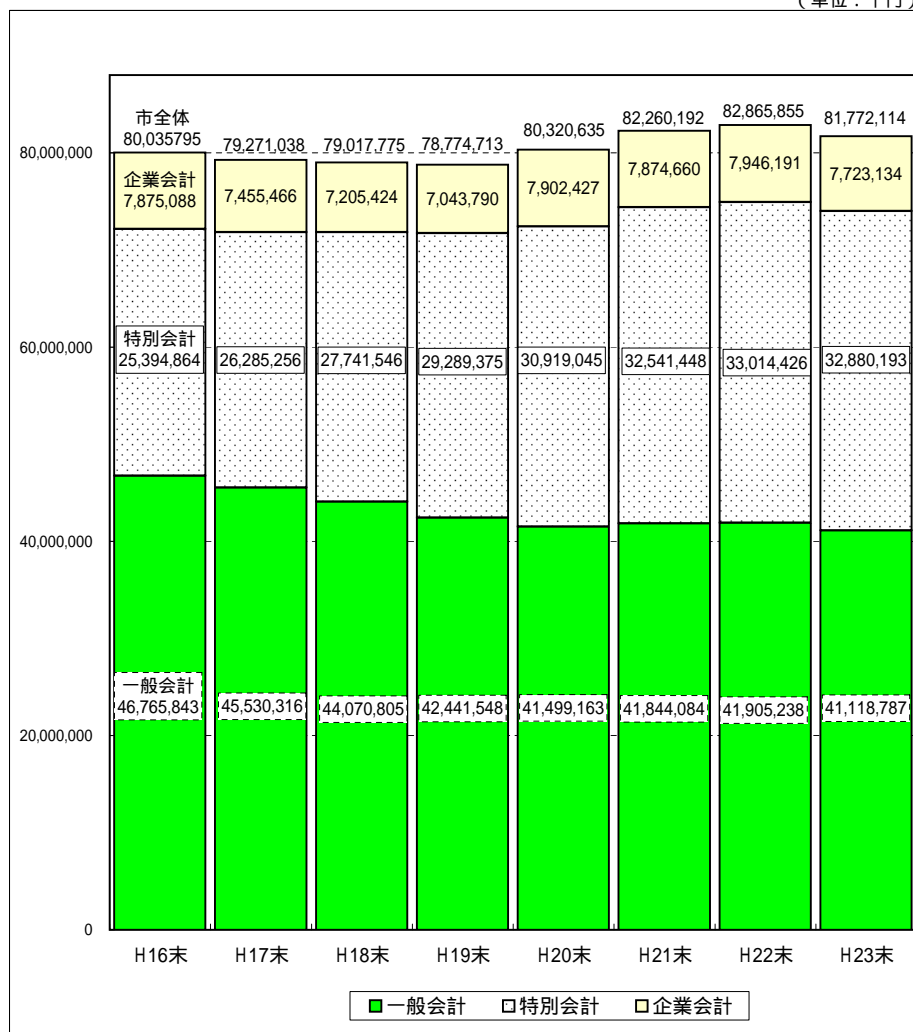
年度別 一般会計所管基金現在高の推移

(単位：千円)



年度別 市債現在高の推移

(単位：千円)

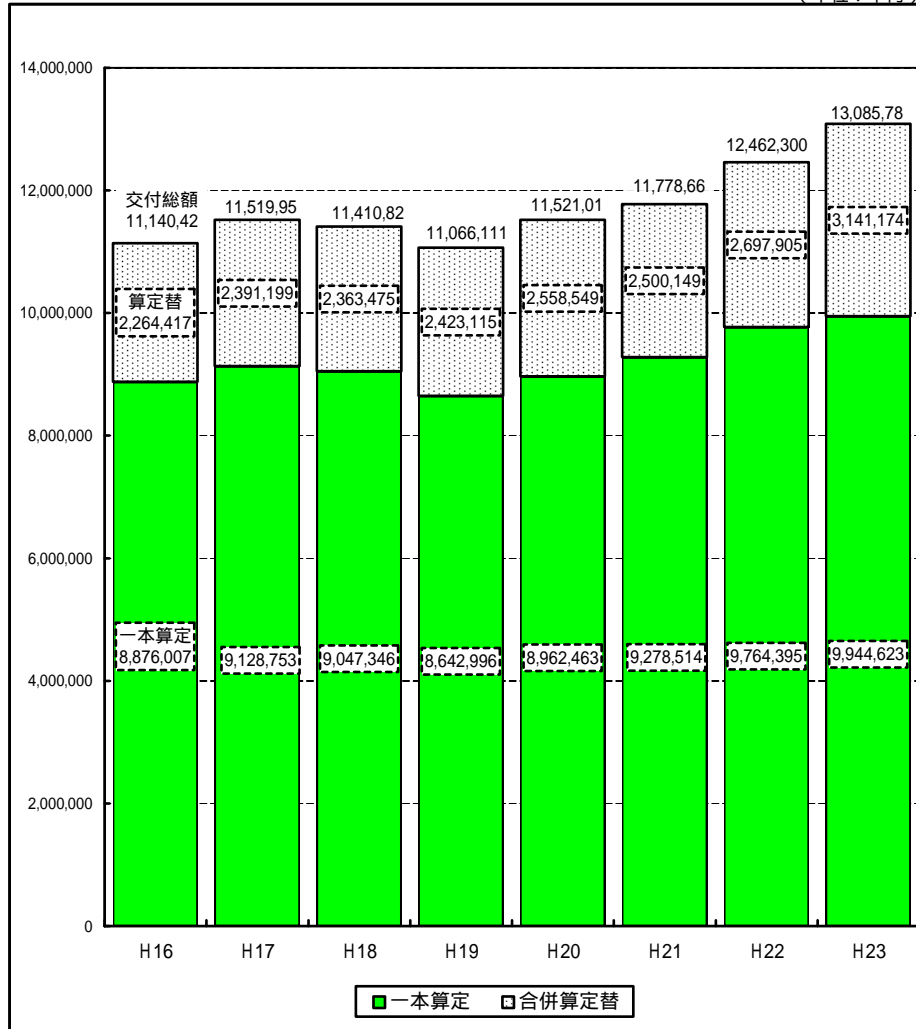


	H16末	H17末	H18末	H19末	H20末	H21末	H22末	H23末
財政調整	1,699,827	1,950,275	1,953,157	1,819,249	1,133,032	1,634,027	1,984,741	1,885,257
地域振興	300,000	600,079	900,583	1,202,009	1,413,626	1,624,885	1,895,576	2,246,065
合併通減							500,000	1,000,129
基金全体	3,057,065	3,853,754	4,458,563	3,934,475	3,346,335	4,050,801	5,220,287	6,026,031

	H16末	H17末	H18末	H19末	H20末	H21末	H22末	H23末
一般会計	46,765,843	45,530,316	44,070,805	42,441,548	41,499,163	41,844,084	41,905,238	41,118,787
特別会計	25,394,864	26,285,256	27,741,546	29,289,375	30,919,045	32,541,448	33,014,426	32,880,193
企業会計	7,875,088	7,455,466	7,205,424	7,043,790	7,902,427	7,874,660	7,946,191	7,723,134
市全体	80,035,795	79,271,038	79,017,775	78,774,713	80,320,635	82,260,192	82,865,855	81,772,114

年度別 普通交付税(算定替)の推移

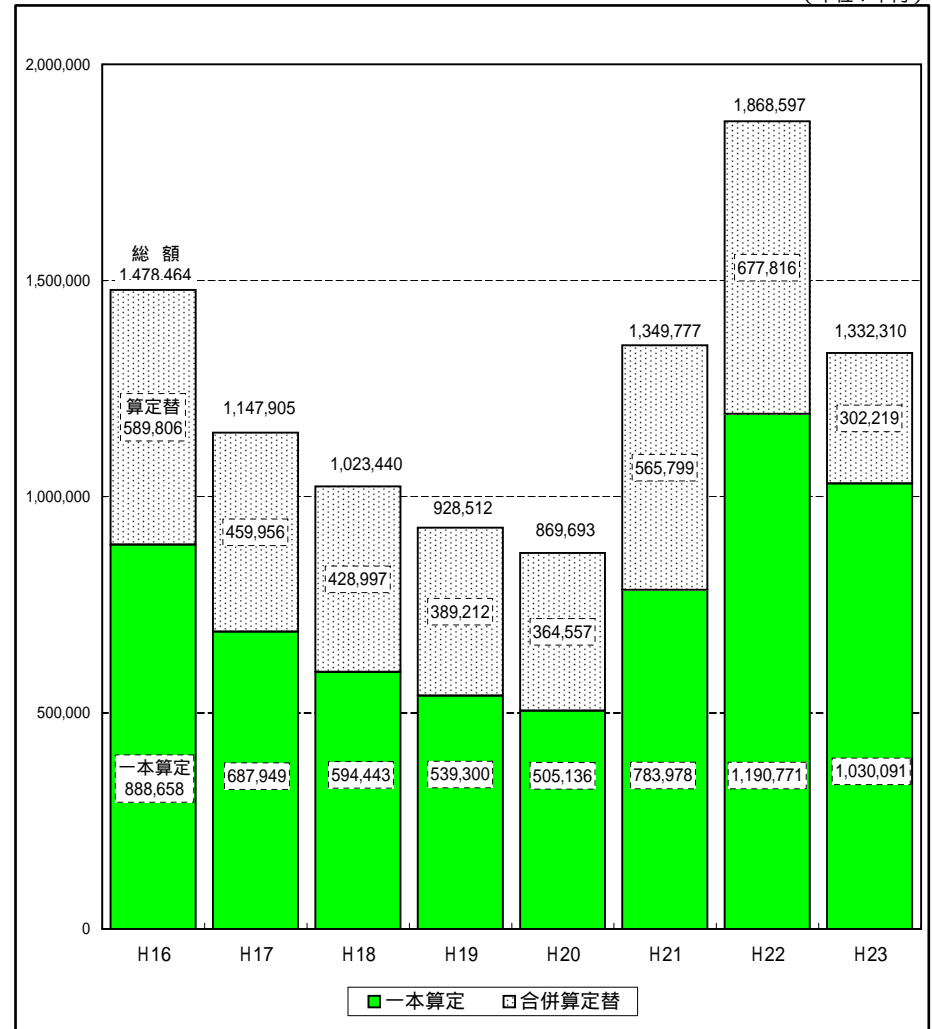
(単位：千円)



	H16	H17	H18	H19	H20	H21	H22	H23
一本算定	8,876,007	9,128,753	9,047,346	8,642,996	8,962,463	9,278,514	9,764,395	9,944,623
合併算定替	2,264,417	2,391,199	2,363,475	2,423,115	2,558,549	2,500,149	2,697,905	3,141,174
計	11,140,424	11,519,952	11,410,821	11,066,111	11,521,012	11,778,663	12,462,300	13,085,797

年度別 臨時財政対策債発行可能額(算定替)の推移

(単位：千円)



	H16	H17	H18	H19	H20	H21	H22	H23
一本算定	888,658	687,949	594,443	539,300	505,136	783,978	1,190,771	1,030,091
合併算定替	589,806	459,956	428,997	389,212	364,557	565,799	677,816	302,219
計	1,478,464	1,147,905	1,023,440	928,512	869,693	1,349,777	1,868,587	1,332,310